

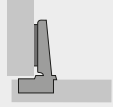
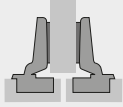
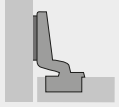
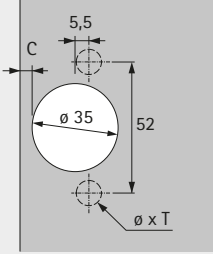
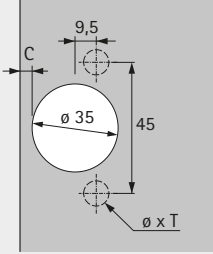
# Fast assembly concealed hinge without self closing feature

- ▶ **Intermat 9973**
- ▶ **Opening angle 110°**



- ▶ Hinge with clip on assembly without self closing feature
- ▶ For example, for Push to open applications
- ▶ Quality classification under EN 15570, Level 3
- ▶ For door thickness 15 - 25 mm
- ▶ Cup diameter 35 mm
- ▶ Cup depth 11.6 mm
- ▶ Integrated overlay adjustment + 2 mm / - 2 mm
- ▶ Integrated depth adjustment + 2.5 mm / - 1.5 mm
- ▶ Height adjustment at mounting plate
- ▶ Hinge arm material: steel, nickel plated
- ▶ Hinge cup material: steel, nickel plated

## Intermat 9973, opening angle 110°

Cup assembly	Drilling pattern	Mounting drilling Ø x T mm	full overlay	half overlay	inset	PU
						
For screwing on TH 42		-	Base B 12.5 mm	Base B 3 mm	Base B -3.5 mm	1/50 ea.
Fix fast assembly TH 45		Ø 10 x 6	9 043 361	9 043 362	9 043 363	1/50 ea.
Fix fast assembly TB 45		Ø 8 x 6	9 043 367	9 043 368	9 043 369	1/50 ea.