


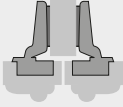

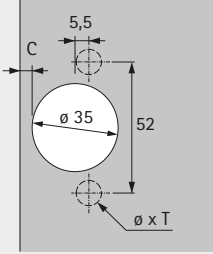
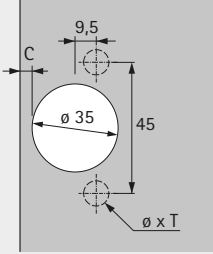
Fast assembly concealed hinge

- ▶ Intermat 9936 for door thicknesses up to 32 mm
- ▶ Opening angle 95°



- ▶ Concealed hinge with clip on assembly
- ▶ Quality classification under EN 15570, Level 2
- ▶ For door thickness 14 - 32 mm
- ▶ Cup diameter 35 mm
- ▶ Cup depth 11.1 mm (Fix 11.6 mm)
- ▶ Integrated overlay adjustment + 2 mm / - 2 mm
- ▶ Integrated depth adjustment + 2.5 mm / - 1.5 mm
- ▶ Height adjustment at mounting plate
- ▶ Hinge arm material: steel, nickel plated
- ▶ Hinge cup material: steel, nickel plated

Intermat 9936, opening angle 95°

Cup assembly	Drilling pattern	Mounting drilling ø x T mm	full overlay	half overlay	inset	PU
						
For screwing on TH 42		-	0 073 913	0 073 917	0 073 921	1/50 ea.
For pressing in TH 43		ø 10 x 11	0 073 914	0 073 918	0 073 922	1/50 ea.
Flash fast assembly TH 44		ø 10 x 11	0 073 916	0 073 920	0 073 924	1/50 ea.
Fix fast assembly TH 45		ø 10 x 6	0 077 672	0 077 675	0 077 678	1/50 ea.
For pressing in TB 43		ø 8 x 11	0 073 915	0 073 919	0 073 923	1/50 ea.
Fix fast assembly TB 45		ø 8 x 6	0 077 673	0 077 676	0 077 679	1/50 ea.