



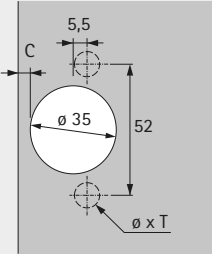
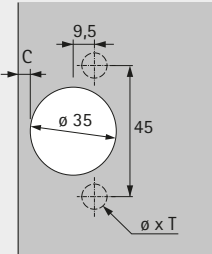
# Fast assembly concealed hinge with integrated Silent System

- ▶ Sensys 8639i W30
- ▶ For 30° face angle applications, opening angle 95°



- ▶ Concealed hinge with clip on installation and integrated Silent System
- ▶ Quality classification under EN 15570, Level 3
- ▶ For diagonal base units, carcass angle 120°
- ▶ For door thickness 15 - 28 mm
- ▶ Cup diameter 35 mm
- ▶ Cup depth 12.8 mm
- ▶ Integrated overlay adjustment + 2 mm / - 2 mm
- ▶ Integrated depth adjustment + 3 mm / - 2 mm
- ▶ Height adjustment at mounting plate
- ▶ Hinge arm material: zinc die-cast nickel plated
- ▶ Hinge cup material: steel nickel plated

## Sensys 8639i W30, opening angle 95°

Cup assembly	Drilling pattern	Mounting drilling ø x T mm	overlay	inset	PU
					
For screwing on TH 52		-	<b>9 088 016</b>	<b>9 088 017</b>	1/50 ea.
For pressing in TH 53		ø 10 x 11	<b>9 088 034</b>	<b>9 088 035</b>	1/50 ea.
Flash fast assembly TH 54		ø 10 x 11	<b>9 088 052</b>	<b>9 088 053</b>	1/50 ea.
Fix fast assembly THS 55		ø 10 x 6	<b>9 088 070</b>	<b>9 088 071</b>	1/50 ea.
For screwing on TB 52		-	<b>9 088 022</b>	<b>9 088 023</b>	1/50 ea.
For pressing in TB 53		ø 8 x 11	<b>9 088 040</b>	<b>9 088 041</b>	1/50 ea.
Flash fast assembly TB 54		ø 8 x 11	<b>9 088 058</b>	<b>9 088 059</b>	1/50 ea.
Fix fast assembly TB 55		ø 8 x 6	<b>9 088 076</b>	<b>9 088 077</b>	1/50 ea.