




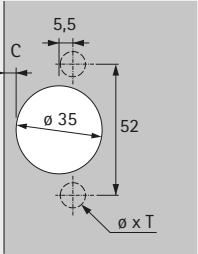
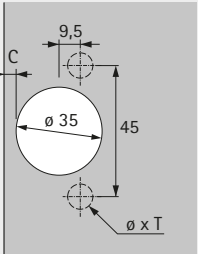
Fast assembly concealed hinge with integrated Silent System

- ▶ Sensys 8639i W45
- ▶ For 45° face angle applications, opening angle 95°



- ▶ Concealed hinge with clip on installation and integrated Silent System
- ▶ Quality classification under EN 15570, Level 3
- ▶ For diagonal base units, carcass angle 135°
- ▶ For door thickness 15 - 28 mm
- ▶ Cup diameter 35 mm
- ▶ Cup depth 12.8 mm
- ▶ Integrated overlay adjustment + 2 mm / - 2 mm
- ▶ Integrated depth adjustment + 3 mm / - 2 mm
- ▶ Height adjustment at mounting plate
- ▶ Hinge arm material: zinc die-cast nickel plated
- ▶ Hinge cup material: steel nickel plated

Sensys 8639i W45, opening angle 95°

Cup assembly	Drilling pattern	Mounting drilling ø x T mm	overlay		inset	PU
						
For screwing on TH 52		-	9 088 018	9 088 019	9 088 020	1/50 ea.
For pressing in TH 53		ø 10 x 11	9 088 036	9 088 037	9 088 038	1/50 ea.
Flash fast assembly TH 54		ø 10 x 11	9 088 054	9 088 055	9 088 056	1/50 ea.
Fix fast assembly THS 55		ø 10 x 6	9 088 072	9 088 073	9 088 074	1/50 ea.
For screwing on TB 52		-	9 088 024	9 088 025	9 088 026	1/50 ea.
For pressing in TB 53		ø 8 x 11	9 088 042	9 088 043	9 088 044	1/50 ea.
Flash fast assembly TB 54		ø 8 x 11	9 088 060	9 088 061	9 088 062	1/50 ea.
Fix fast assembly TB 55		ø 8 x 6	9 088 078	9 088 079	9 088 080	1/50 ea.