

# Double walled steel/stainless steel drawer system InnoTech for variable drawer widths Height 70 mm



- Quick insertion and removal of the drawer
- No bottom panel machining
- Toolless assembly/disassembly and convenient front panel adjustment
- Perfect drawer action with Quadro partial or full extension; optionally with Silent System for closing quietly and gently – adapted to the thickness of the cabinet sides with 16, 18 and 19 mm

The following components are all you need for assembling an InnoTech wooden drawer:

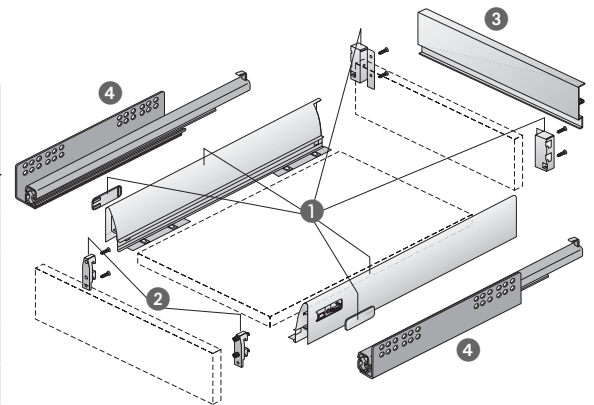
- ① Drawer set, height 70 mm
- + ② Front connectors with expanding dowel or to screw-on
- + ③ Rear panel of aluminium or wood, 16 mm
- + ④ Quadro drawer slides see page 5.2.65
- + Bottom panel, 16 mm

## ① Drawer set, height 70 mm

contains:

- 1 set drawer profiles, steel/stainless steel
- 1 set back panel connectors, steel
- 2 pcs cover caps with Hettich logo
- Pan-head screws  $\varnothing$  3,5 x 12 mm

Nominal length mm	Order no.		PU	
	powder-coated steel silver	stainless steel anthracite brushed		
260	0 077 905	9 078 994	0 040 450	1 set
300	9 078 993	9 078 995	–	1 set
350	0 077 906	9 078 996	0 040 451	1 set
420	0 077 907	9 078 997	0 040 452	1 set
470	0 077 908	9 078 998	0 040 453	1 set
520	0 077 909	9 079 021	0 040 454	1 set
620	0 079 557	9 079 023	0 040 455	1 set



Cover caps with customised imprint available on request

## ② Front connectors

- White plastic

Assembly	Order no.	PU
A With expanding dowel	0 077 911	1/40
B Screw-on	0 077 910	1/40



Fixing with countersunk chipboard screw  $\varnothing$  3,5 mm

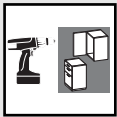
## ③ Aluminium back panel

- Custom length
- Length 2000 mm
- Pan-head screws  $\varnothing$  3,5 x 20 mm
- Powder-coated



Finish	Order no.	PU
silver	0 077 913	1
anthracite	9 079 026	1

Technical information see page 5.2.116



# Double walled steel/stainless steel drawer system InnoTech for variable drawer widths Height 70 mm

**Quadro V6 Silent System/  
Quadro V6**

- Full-extension
- Load capacity 30 kg

**Quadro V6+ Silent System**

- Full-extension
- Load capacity 50 kg

**Quadro V8 Silent System**

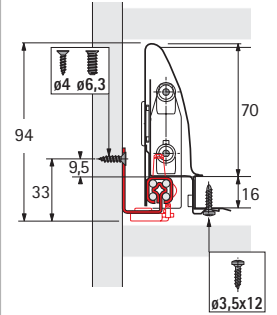
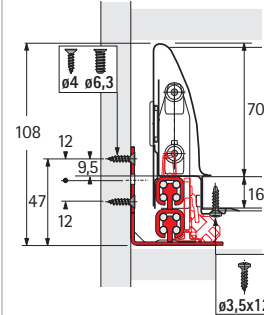
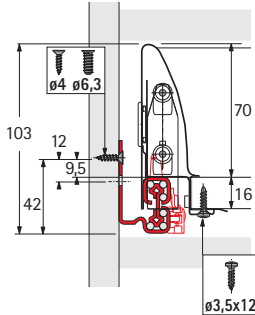
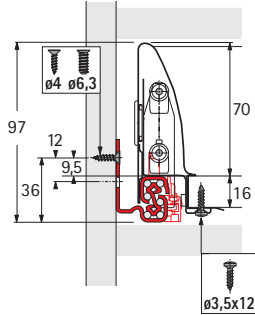
- Full-extension
- Load capacity 70 kg

**Quadro 30**

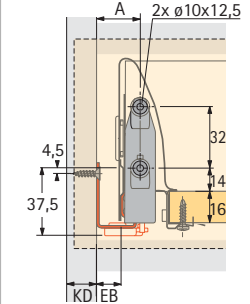
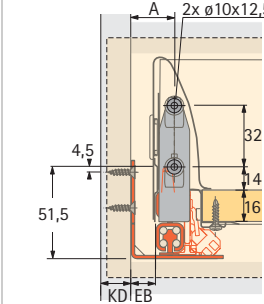
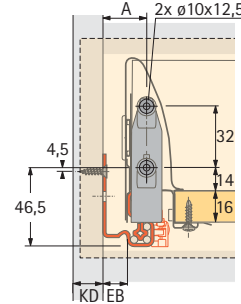
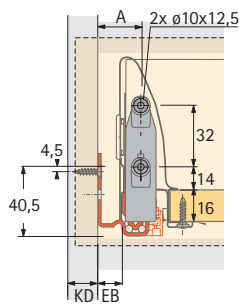
- Part-extension
- Load capacity 30 kg

Hole positions  
for Quadro/  
minimum  
installation  
height

For further  
details see page  
5.2.66 - 5.2.70



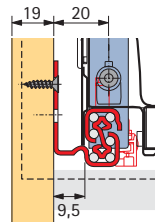
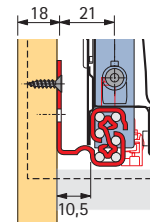
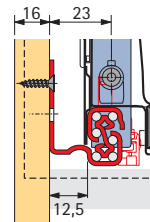
Hole positions  
for front  
connectors



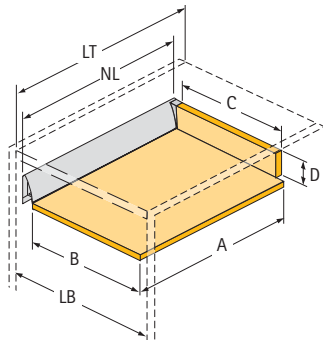
From a cabinet width of 800 mm, we recommend use of the Quadro V6+ or Quadro V8

By varying the Quadro installation width (EB), 3 different cabinet side panel thicknesses (KD) can be accommodated without changing the drawer dimensions. The following dimensions apply (mm):

Cabinet thickness (KD)	16	18	19
Quadro installation width (EB)	12,5	10,5	9,5
Dimension A	23	21	20



Dimensions

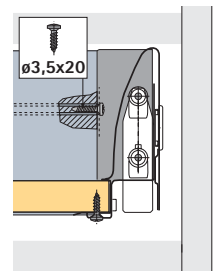
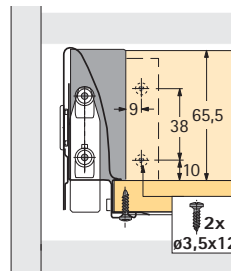


LB = inside cabinet width  
NL = nominal length  
LT = min. interior cabinet depth, depending on the Quadro used

Size	Wooden rear panel	Aluminium rear panel
A Bottom panel depth	NL + 10	NL - 3
B Bottom panel width	LB - 2 x EB - 51,5	LB - 2 x EB - 51,5
C Rear panel width	LB - 2 x EB - 63	LB - 2 x EB - 63
D Rear panel height	65,5	65,5

Wooden rear panel

Aluminium rear panel



Dimensions mm	Order no.	PU
ø 3,5 x 12	0 045 167	200
ø 3,5 x 20	0 045 168	200

Processing technology see group 2